




"CAT" Heavy-Duty Label Rewinders

The CAT-2 Heavy-Duty Label Rewinders




LABELMATE's **Constant Adjustable Torque™ ("CAT")** technology has made the silent, easy-to-use **CAT-2** the "**Industry Standard**" Label Rewinder. There are no awkward troublesome belts or clutches. The **CAT-2-STANDARD** handles labels up to 155 mm (6-inches) wide and will wind a roll of labels up to a 300 mm (12") diameter. Torque and Direction are fully controllable from the Control Panel. Dual torque ranges provide plenty of power for use with a LABELMATE Slitter, too.

For wider labels up to 255 mm (10"), choose the **CAT-2-10"**. (Shown at right)



Model **CAT-2-ACH** includes an Adjustable Core Holder that accepts any core size from 25 mm to 100 mm (1-inch to 4-inches) in diameter and up to 155 mm (6-inches) in width.

The optional Adjustable Paper Guide **APG-CAT** with movable arm can be installed in minutes on the base of the **CAT-2-ACH** or **CHUCK**. This inexpensive accessory guides the outer edge of the label roll as it's being rewound to ensure even roll alignment.




The **CAT-2-CHUCK** includes LABELMATE's durable "**Quick-Chuck™**" quick-locking Core Chuck, permitting the fastest loading and unloading of cores and label rolls. The **CAT-2-CHUCK** is ideal for label slitting applications, high-volume production environments, or anywhere the ultimate convenience in Rewinders is desired. The **CAT-2-CHUCK** is available for 38-,40-,44-,70, 76- and 100 mm cores.

New! The **CAT-40G** is gear motor driven for more torque. It accepts bigger rolls with a diameter up to 400 mm. It is equipped with the LABELMATE "**Quick-Chuck™**" quick-locking Core Chuck.



The CAT-2-TA Heavy-Duty Label Rewinders



The **CAT-2-TA** is a **CAT-2** with tension arm specially engineered for applications that require fixed web tension. The TA is available for all models of **CAT-2**. **All CAT-2-TA's are supplied with a Heavy-Duty Power Supply.**

IMPORTANT NOTE: The **CAT-2-TA** can be also be used as a regular **CAT-2** with the same features.

Rugged, heavy-gauge steel construction allows your **CAT-2 / CAT-2-TA** Rewinder to be simply set in place. Special anti-slip feet keep the unit from moving. The **CAT-2** handles any rewind job and with its "HIGH" torque range can also power the LABELMATE **S-100** or **S-200** Label Slitters. Reliable, high quality and maintenance-free, the Heavy-Duty **CAT-2 / CAT-2-TA** Label Rewinders feature a **5-Year Parts and Labor Limited Warranty**, the longest in the industry.

MODEL	ADD SUFFIX	DESCRIPTION	LABEL WIDTH (mm)	ROLL DIAM. (mm)	SPEED (mm/sec)
CAT-2	STANDARD	The 'Industry Standard' Heavy-duty Label Rewinder. 76mm standard.*	155	300	760
	ACH	CAT-2 with an Adjustable Core Holder for any core size from 25 to 101mm in diameter. With inner flange. Use APG-CAT if you wish to also guide the outer edge of your label.	155	280	760
	CHUCK	The industry standard Heavy-duty Label Rewinder with an easy-loading 'Quick-Chuck'. Ideal for production work. 76mm standard.*	170	300	760
	10-INCHES	CAT-2 for labels up to 255mm wide. 76mm standard; 38, 40, 44 or 70mm on request.	255	300	760
	1-INCH	CAT-2 for 25.4mm diameter cores.	155	220	760
New! CAT-40G	-	Gear motor driven. Tight rewind up to 400mm. 76mm 'Quick-Chuck' standard.*	170	400	Min. 360

* The **CAT-2-CHUCK, Standard, CAT-40 and 10-Inches** are available for 38-, 40-, 44-, 70-, 76- and 100 mm (CHUCK only) diameter cores.

CAT-2-TA	STANDARD	Same features as CAT-2-STANDARD but with Tension Arm.	155	300	760
	ACH	Same features as CAT-2-ACH but with Tension Arm.	155	280	760
	CHUCK	Same features as CAT-2-CHUCK but with Tension Arm.	170	300	760
	10-INCHES	Same features as CAT-2-10-INCHES but with Tension Arm.	255	300	760
	1-INCH	Same features as CAT-2-1-INCH but with Tension Arm.	155	220	760
New! CAT-40G-TA	-	Same features as CAT-40G but with Tension Arm.		400	Min. 360

IMPORTANT! Weight of the roll is limited to 15Kg (33 pounds).

APG-CAT	Optional Adjustable Paper Guide For CAT-2(-TA)-ACH or CAT-2(-TA)-CHUCK. Guides the outer edge of the label web to ensure an even roll edge.	-	-	-
HD-PS	230V – 50Hz DC Heavy-Duty Power Supply. Output: 15V – 4.6A. Included with CAT-2-TA Rewinder.	-	-	-
LTO	Low Torque Option. For tension sensitive printers. Factory installed. (Inkjet).	-	-	-
FOOT SWITCH	Foot Switch to start and stop the CAT-2 or CAT-2-TA.	-	-	-

CAT-2 SPECIFICATIONS:

All models are bi-directional.

"TORQUE ADJUST" - Continuously adjustable torque and braking control

"TORQUE RANGE" - NORMAL (REWIND), HIGH (SLIT)

"EXTERNAL HALT CONTROL" - External control removes power to the motor and applies braking.

Dimensions: 324H x 381W x 318D mm (12.75H x 15W x 12.5D"). CAT-2-R16: 457H x 381W x 457D mm (18H x 15W x 18D")

Base plate footprint: 180 x 370 mm (7 x 15") or 180 x 280 mm (7 x 11")

Weight: Approximately 10.5 to 12.7kg (23- to 28-lbs)

Power Requirements: 230-vac 50-Hz. 40-vac. 120-vac 60-Hz power supply is also available at the same price.

Warranty: 5-Year Parts and Labor Limited Warranty, the longest in the industry. (One-Year Limited Warranty on included Power Supply Module.)

Specifications are subject to change without notice. DATACATs EUR.DOC 10/2006